






Elevator / Lowerator



BW Integrated Systems' Elevator / Lowerators raise or lower containers with ease. When significant elevation changes are required in your bottling line, our gripper elevators or lowerators are your best choice.

Elevator / Lowerator



Additionally, with the easy-to-turn hand wheel (pictured above), line changeovers become easier and faster. The gripper chain allows product to be conveyed gently at the desired speed with no product damage occurring. These unique features are standard in each machine, yet each one is still entirely custom designed. BW Integrated Systems will manufacture each Elevator / Lowerator to suit your specific line requirements.

Description of Operation

Containers enter the Elevator / Lowerator single file and in an upright position. The dual gripper chain firmly, but gently, grasps the containers and turns them 90° back to an upright position. They are then discharged single file onto the downstream conveyor.

Contact our experienced sales teams today for a comprehensive review of your application(s) and to see how our Elevator / Lowerators can benefit your company.

Features

- Heavy duty construction for durability
- Single turning wheel for fast and easy changeovers
- Pneumatic chain take-up to compensate for chain growth
- Automatic chain lubricators to extend chain life

Specifications

Frame

2" square stainless steel or painted mild steel tubing

Chain

LF1873SS-K3-3/4GD

Drive

Constant speed gear motor with VFD

Container Parameter

2"-6" wide
5"-13" high